



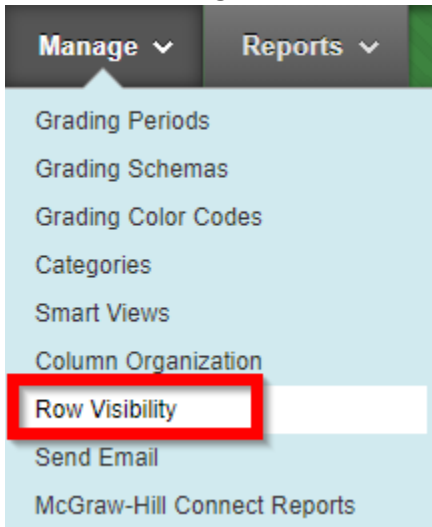


Finding Hidden Users in Grade Center

1. Log into Blackboard and select your course.
2. Click the  (arrow) next to **Grade Center**



3. Hover over **Manage** and select **Row Visibility**



4. Then find your hidden student in the list select the check box



5. Click **Show Rows** at the bottom:



6. Click **Submit**